



Tianjin Grewin Technology Co.,Ltd.  
Web:www.grewin-tech.com WhatsApp:+86-13072088960

## TPM100A-48AY MANUAL



### 1. SPECIFICATION

Testing & display current, voltage, frequency and active power, reactive power ,apparent power

Web:www.grewin-tech.com

Mail: salesmanager@grewin-tech.com



# Tianjin Grewin Technology Co.,Ltd.

Web:www.grewin-tech.com WhatsApp:+86-13072088960

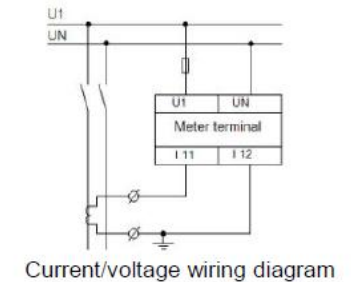
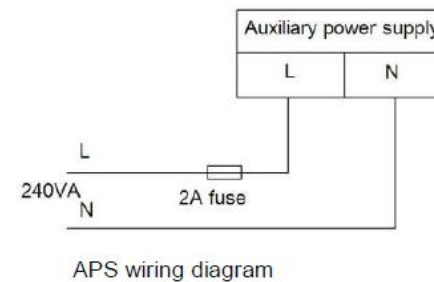
ITEMS		NOTES
Input	Rated value	AC240V
	Overload	Measurement:1.2 times, Instantaneous 2 times/10s
	Consumption	<0.2VA per phase
	Impedance	> 400kΩ
	Precision	RMS measurement Precision ±0.5%
Test	Rated value	AC 50A (ct)
	Overload	Continued 1.2 times Instantaneous 10 times/10s
Display	Current	Consumption
	Consumption	<0.1VA per phase
	Impedance	<20mΩ
	Precision	RMS measurement Precision ±0.5%
Frequency		40~60Hz Precision ±0.02Hz
Power		accuracy±0.5%
Display		LED
Working power	Working voltage	AC:85V~265V or DC:100V~360V
	Power consumption	≤2VA
Work environm	Work temperature	-20℃~55℃
	Storage temperature	-40℃~85℃

ent	Humidity	0~95%, non-condensate
Safe	Insulating strength	Between input/output/hull/power supply: 2kV Acrms. 1 min.
Dime.	Size	96mm×48mm×74mm
weight	Weight	0.3kg

## 2. TERMINAL (back view)

Current input	1	I11
	2	
	3	I12
Voltage input	7	Un
	8	U1
Power supplier	9	N
	10	L
Comm..	4	A
	5	B
	6	SH

## 3. WIRING



Web:www.grewin-tech.com

Mail: s



# Tianjin Grewin Technology Co.,Ltd.

Web:www.grewin-tech.com WhatsApp:+86-13072088960

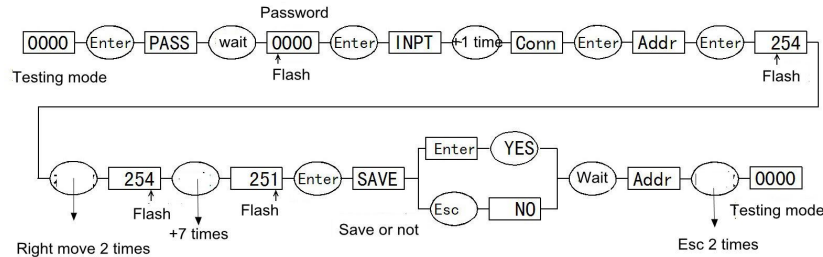
External CT, white line connect I11,black line connect I12

#### 4. SETTING : Long press F4 to enter the setting mode.

First enter the password. Default password is 0000, then short press **【+】** choose the item. Long press F4 to enter the sub-menu.

When enter the exact value, short press **【→】** select the digital position that need to modify When the target digital position shine, short press **【+】** to modify .Long time press **【ENTER】** to confirm or long press **【ESC】** to exit. If the enter value is out the fixed range ,'ERRN' error information will display and ask to enter again.

Example: setting communication address from 254 to 251.



40203	RO	Active power	1	Real value=register value/1000 unit kW、kvar、kVA
40204	RO	Reactive power	1	
40205	RO	Apparent power	1	
40206	RO	Power factor	1	Real value=register value/1000

#### 5. COMMUNICATION

RS485bus,Modbus-RTUprotocol,support 03,04 function code reading

Addr.	Type	Name	Register	Correspondence
40200	RO	Current	1	Real value=register value/1000.unit A
40201	RO	Voltage	1	Real value=register value/100.unit V
40202	RO	Frequency	1	Real value=register value/100.unit Hz

Web:www.grewin-tech.com

Mail: salesmanager@grewin-tech.com